

Cadence Parfaite V - I - Cycle des Quintes Descendantes

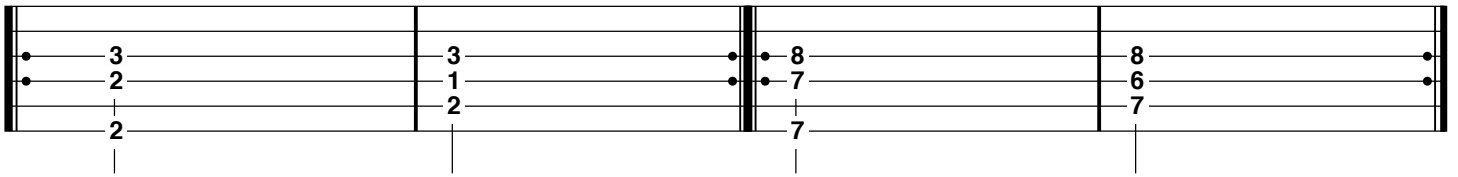
Utilisation de la 6ème et 5ème corde

F#7

B7M

B7

E7M

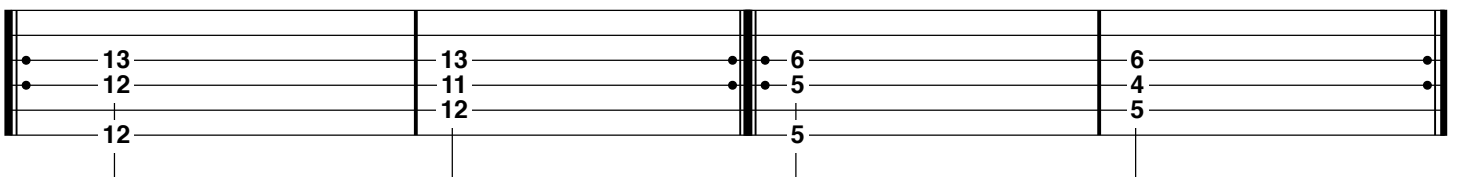


E7

A7M

A7

D7M

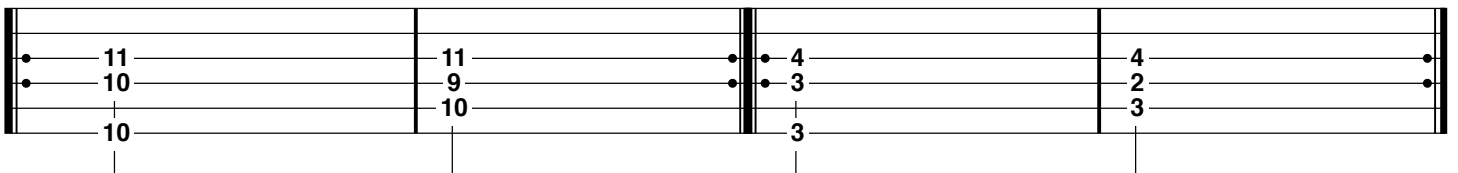


D7

G7M

G7

C7M

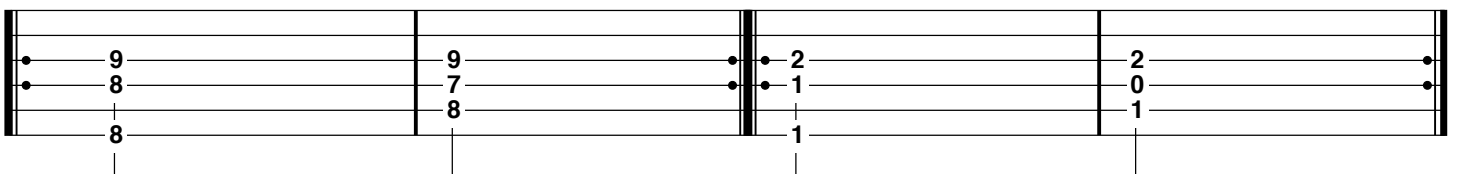


C7

F7M

F7

Bb7M



Bb7 **Eb7M** **Eb7** **Ab7M**

The diagram shows four guitar chords on a six-string fretboard. The first chord, Bb7, is played with the 6th fret on the 6th string, 6th fret on the 5th string, and 7th fret on the 4th string. The second chord, Eb7M, is played with the 6th fret on the 6th string, 5th fret on the 5th string, and 7th fret on the 4th string. The third chord, Eb7, is played with the 11th fret on the 6th string, 11th fret on the 5th string, and 12th fret on the 4th string. The fourth chord, Ab7M, is played with the 11th fret on the 6th string, 10th fret on the 5th string, and 12th fret on the 4th string.

Ab7 **Db7M** **Db7** **Gb7M**

The diagram shows four guitar chords on a six-string fretboard. The first chord, Ab7, is played with the 4th fret on the 6th string, 4th fret on the 5th string, and 5th fret on the 4th string. The second chord, Db7M, is played with the 4th fret on the 6th string, 3rd fret on the 5th string, and 5th fret on the 4th string. The third chord, Db7, is played with the 9th fret on the 6th string, 9th fret on the 5th string, and 10th fret on the 4th string. The fourth chord, Gb7M, is played with the 9th fret on the 6th string, 8th fret on the 5th string, and 10th fret on the 4th string.