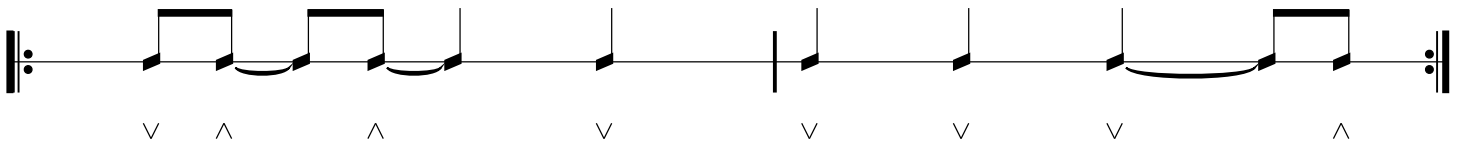


# Afro-Clave in 8 - 01

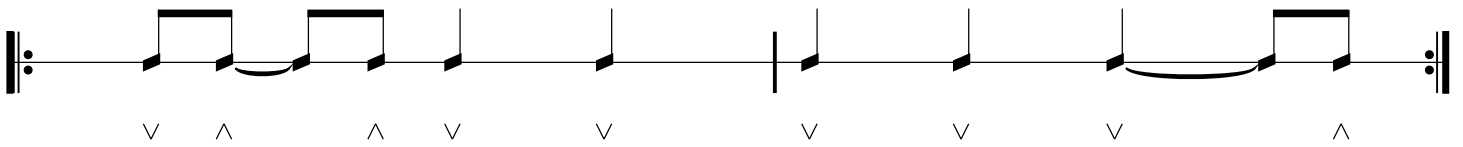
Rythmique - Version en 4/4 ou 2/2

Ex 1



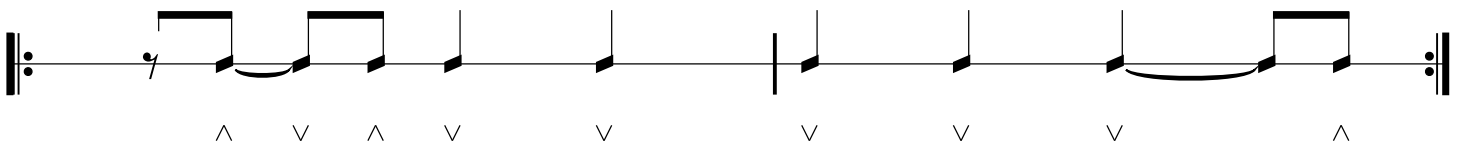
Example 1: A rhythmic pattern on a single staff. It begins with a repeat sign. The first measure contains a quarter note with a downward stem (V), followed by a pair of eighth notes with upward stems (Λ) and a slur. The second measure contains a pair of eighth notes with upward stems (Λ) and a slur, followed by a quarter note with a downward stem (V). The third measure contains a quarter note with a downward stem (V). The fourth measure contains a quarter rest, followed by a quarter note with a downward stem (V). The fifth measure contains a quarter note with a downward stem (V). The sixth measure contains a quarter note with a downward stem (V). The seventh measure contains a pair of eighth notes with upward stems (Λ) and a slur, followed by a quarter note with a downward stem (V). The pattern ends with a repeat sign.

Ex 2



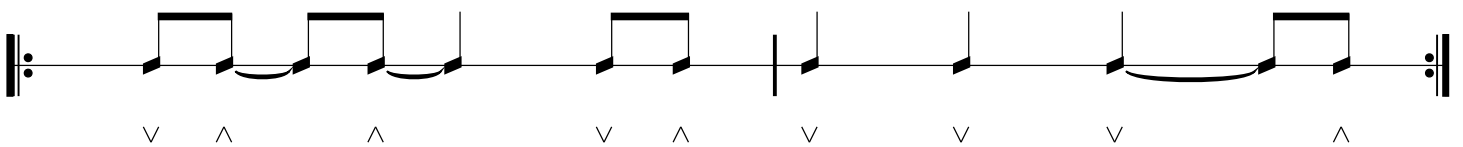
Example 2: A rhythmic pattern on a single staff. It begins with a repeat sign. The first measure contains a quarter note with a downward stem (V), followed by a pair of eighth notes with upward stems (Λ) and a slur. The second measure contains a pair of eighth notes with upward stems (Λ) and a slur, followed by a quarter note with a downward stem (V). The third measure contains a quarter note with a downward stem (V). The fourth measure contains a quarter note with a downward stem (V). The fifth measure contains a quarter rest, followed by a quarter note with a downward stem (V). The sixth measure contains a quarter note with a downward stem (V). The seventh measure contains a pair of eighth notes with upward stems (Λ) and a slur, followed by a quarter note with a downward stem (V). The pattern ends with a repeat sign.

Ex 3



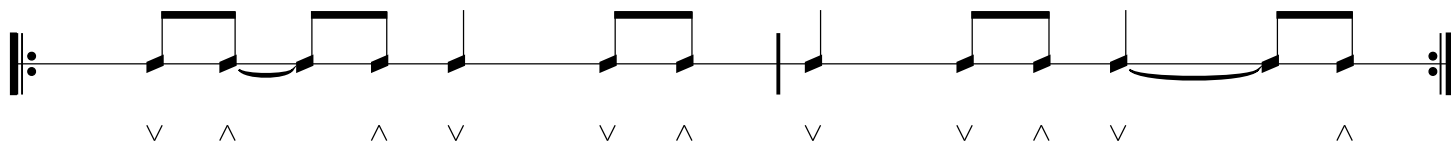
Example 3: A rhythmic pattern on a single staff. It begins with a repeat sign. The first measure contains a quarter note with a downward stem (V) and a slur, followed by a pair of eighth notes with upward stems (Λ) and a slur. The second measure contains a pair of eighth notes with upward stems (Λ) and a slur, followed by a quarter note with a downward stem (V). The third measure contains a pair of eighth notes with upward stems (Λ) and a slur, followed by a quarter note with a downward stem (V). The fourth measure contains a quarter note with a downward stem (V). The fifth measure contains a quarter note with a downward stem (V). The sixth measure contains a quarter rest, followed by a quarter note with a downward stem (V). The seventh measure contains a quarter note with a downward stem (V). The eighth measure contains a pair of eighth notes with upward stems (Λ) and a slur, followed by a quarter note with a downward stem (V). The pattern ends with a repeat sign.

Ex 4



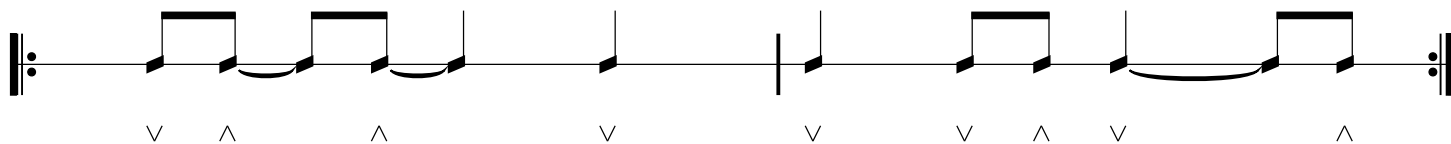
Example 4: A rhythmic pattern on a single staff. It begins with a repeat sign. The first measure contains a quarter note with a downward stem (V), followed by a pair of eighth notes with upward stems (Λ) and a slur. The second measure contains a pair of eighth notes with upward stems (Λ) and a slur, followed by a quarter note with a downward stem (V). The third measure contains a pair of eighth notes with upward stems (Λ) and a slur, followed by a quarter note with a downward stem (V). The fourth measure contains a quarter note with a downward stem (V) and a slur, followed by a quarter note with a downward stem (V). The fifth measure contains a quarter rest, followed by a quarter note with a downward stem (V). The sixth measure contains a quarter note with a downward stem (V). The seventh measure contains a pair of eighth notes with upward stems (Λ) and a slur, followed by a quarter note with a downward stem (V). The pattern ends with a repeat sign.

Ex 5



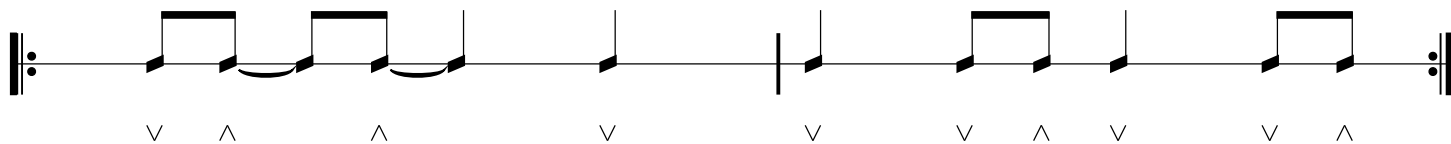
Example 5 is a rhythmic exercise on a single staff. It consists of two measures separated by a bar line. The first measure contains four notes: a quarter note with a downward stem, a quarter note with an upward stem, a quarter note with a downward stem, and a quarter note with an upward stem. The second measure contains four notes: a quarter note with a downward stem, a quarter note with an upward stem, a quarter note with a downward stem, and a quarter note with an upward stem. Below the staff, there are eight symbols: four downward-pointing triangles (V) and four upward-pointing triangles (^) alternating in pairs.

Ex 6



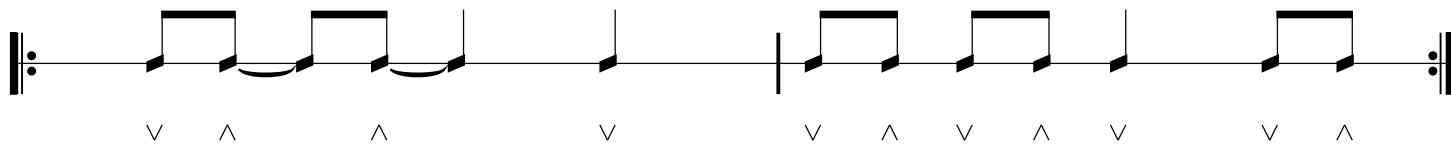
Example 6 is a rhythmic exercise on a single staff. It consists of two measures separated by a bar line. The first measure contains four notes: a quarter note with a downward stem, a quarter note with an upward stem, a quarter note with a downward stem, and a quarter note with an upward stem. The second measure contains four notes: a quarter note with a downward stem, a quarter note with an upward stem, a quarter note with a downward stem, and a quarter note with an upward stem. Below the staff, there are eight symbols: four downward-pointing triangles (V) and four upward-pointing triangles (^) alternating in pairs.

Ex 7



Example 7 is a rhythmic exercise on a single staff. It consists of two measures separated by a bar line. The first measure contains four notes: a quarter note with a downward stem, a quarter note with an upward stem, a quarter note with a downward stem, and a quarter note with an upward stem. The second measure contains four notes: a quarter note with a downward stem, a quarter note with an upward stem, a quarter note with a downward stem, and a quarter note with an upward stem. Below the staff, there are eight symbols: four downward-pointing triangles (V) and four upward-pointing triangles (^) alternating in pairs.

Ex 8



Example 8 is a rhythmic exercise on a single staff. It consists of two measures separated by a bar line. The first measure contains four notes: a quarter note with a downward stem, a quarter note with an upward stem, a quarter note with a downward stem, and a quarter note with an upward stem. The second measure contains four notes: a quarter note with a downward stem, a quarter note with an upward stem, a quarter note with a downward stem, and a quarter note with an upward stem. Below the staff, there are eight symbols: four downward-pointing triangles (V) and four upward-pointing triangles (^) alternating in pairs.